

# VERTICAL GALLERY

Melissa Ann Sukie Daniel


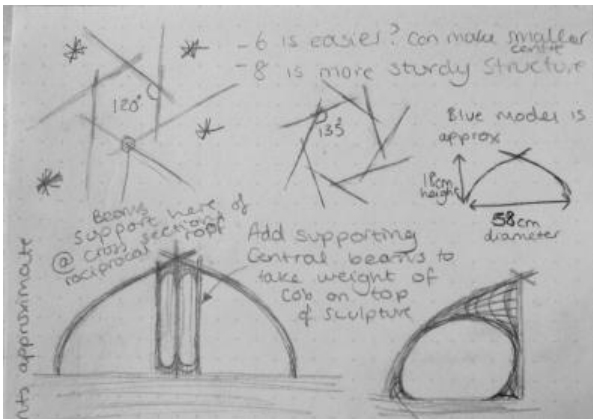


## My Practice

I study Three Dimensional Design. I am a Designer/Maker whose practice is driven by sustainability and natural forms. Visually, I investigate the enchanting shapes and patterns of fungal mycelia, tree roots, and naturally occurring fractal forms, which gives my work a biophilic aura.

Most recently, I have been experimenting with the potential of 'Cob' - a traditional building material made from clay, sand and straw.






I wanted to explore the material in ways it hasn't been used for before. I have adapted it to be moulded around a willow and twine base structure which is then smoothed with a layer of clay plaster and made waterproof with linseed oil and wheat paste. This creates a smooth, biomorphic sculpture.

After I have graduated I'd like to run workshops doing natural and sustainable crafts, as well as these cob based sculpture commissions .

I have done a variety of models and tests during my 3rd year at University. You can see the process of making my most recent model.







The process will take approximately 2 weeks to create.

I plan to make the willow structure in situ (approx. 2 days). I then mix and add cob to it (1 day), after 3 days it should be dry so I can plaster it (1 day), another 2 days to dry and then I can add the linseed oil and wheat paste. 1 more day to dry.

I can be flexible with this as the sculpture is not outdoors it doesn't have to be fully waterproof so I don't have to add the linseed oil and wheat paste layers necessarily, but it does make it stronger and creates a smooth sheen.



My piece will be much larger for the installation, approximately 3m diameter and 2m tall in the centre, but can be made smaller if space is an issue.

I would love to see people interact with my sculpture e.g. go underneath and see it from every angle, as well as touching the surface. The structure will be fixed to a heavy wooden base for stability.



Technical Details

Total = £109.54

2 bundles of willow rods (World of willow ) = £29.83

4 x builders Sand + 2 x paving sand(B&Q) - £1.85 a bag = £17.12

Coloured Oxide – copper carbonate 250g (eBay) = £7.95

6 bags of terracotta clay (from uni A4 more store) = £33

1 roll of jute String and 1 x Framers tape (A4 more store) = £6.20

Pine base for Stability (B&Q) – 3m + 2.9m - 15mm Pine = £15.36

My proposed site would be either in the lobby which would give me plenty of space to build my piece in situ or possibly the 4th floor, but away from the walls and not blocking stairs or lifts etc.